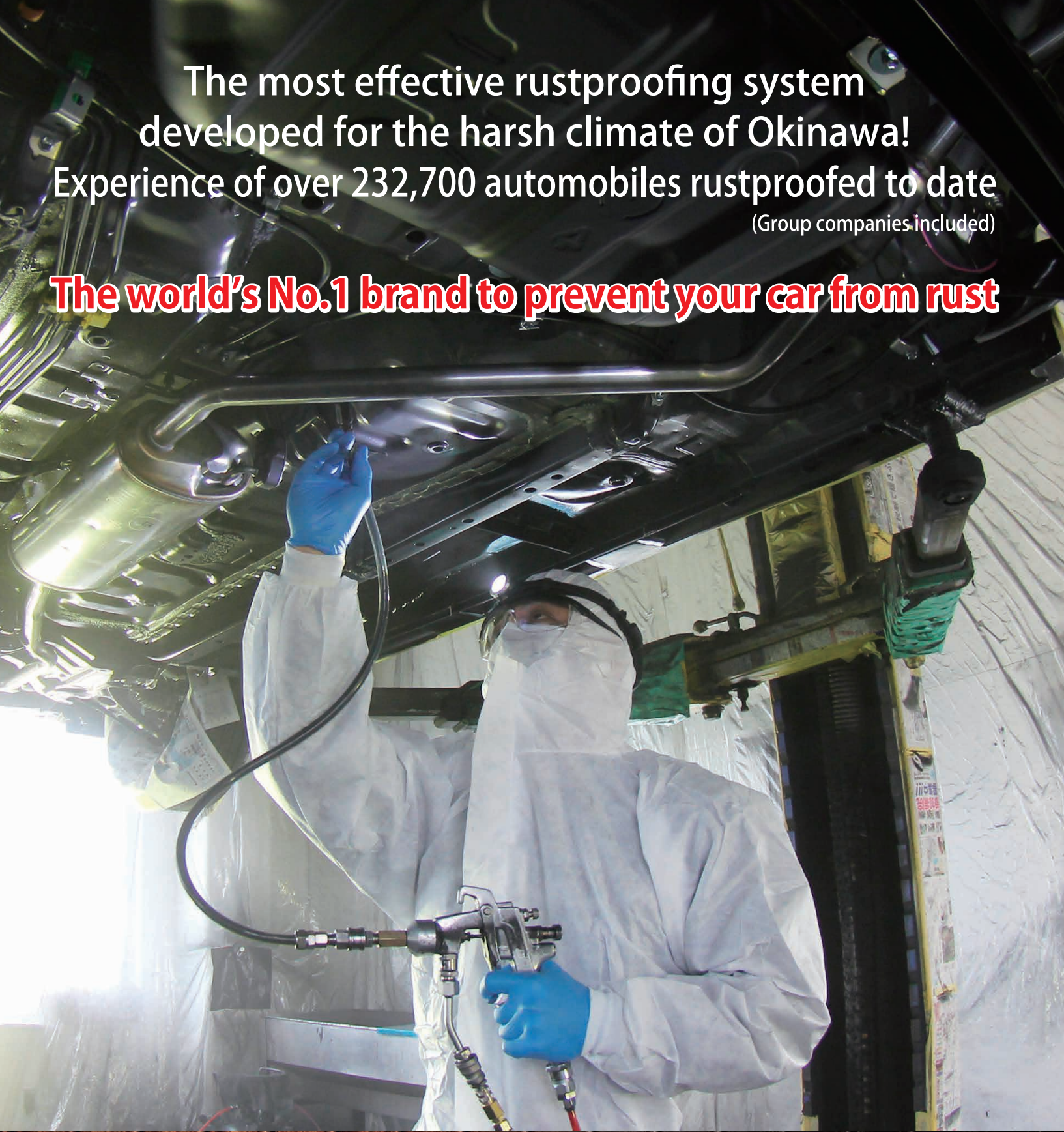


The most effective rustproofing system
developed for the harsh climate of Okinawa!
Experience of over 232,700 automobiles rustproofed to date
(Group companies included)

The world's No.1 brand to prevent your car from rust



Vol.5

Distributor

Contractor



Ryukyu Tuff-Kote Corp.

〒901-2131 4-5-7 Urasoe Makiminato

Inquiries about Tuff-Kote Dini

☎ **098-878-8899**

Flex Under Guard Contractor



K·M Corp.

〒901-2131 4-5-7 Urasoe Makiminato

Inquiries about Flex Under Guard


☎ **098-876-4433**

Revised in June 2026

Have you already rustproofed your car??

Experience of over 232,700 automobiles rustproofed to date!

If you need rustproofng in Okinawa , let us handle it!



Bottom base of Windscreen

Important part since it is pathway of water. If rust develops, the windscreen may break, resulting in expensive repairs




Rear End Panel

Welded parts are rust prone areas and it may cause leaks.



Front Wheelhouse

Area where water, dirt, and moisture accumulate. This area is difficult to see from the exterior since it is located behind the front fender.



Front lower Radiator Support Panel

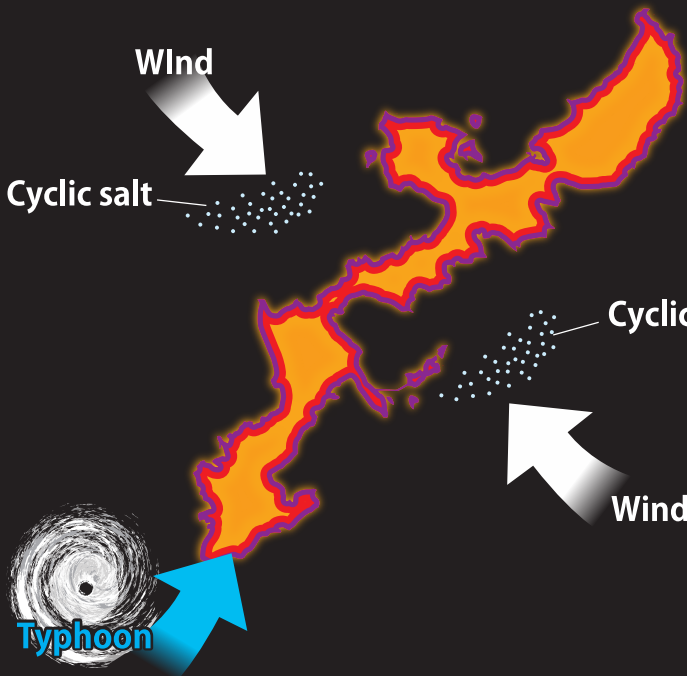
Located behind the license plate. Particularly rust-prone area.



Top of Sliding Door

Rust hole will cause leaks, and replacement will be an expensive repair.

In Subtropical Okinawa, Salt Damage Occurs in All Areas



Classification of salt-damage areas

(Distance from the coast)

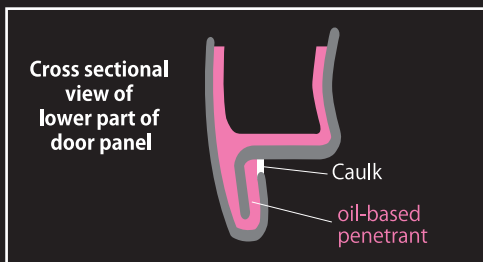
~200m	200m~500m	500m~7km~
Area adjacent to reefs	Heavy salt-damage area	Salt-damage area

Recommended rustproofing guidelines

Area	Estimated Durability	Recommended Rustproofing
Area adjacent to reefs	Over 10 years	Tuff-Kote
Heavy salt-damage area	Over 10 years	Tuff-Kote
	5~10 years	Tuff-Kote Dini
Salt-damage area	Over 10 years	Tuff-Kote
	5~10 years	Tuff-Kote Dini
	3~5 years	Flex Guard

Special Specification for Subtropical Okinawa [3-Step Rustproofing]

oil-based penetrant

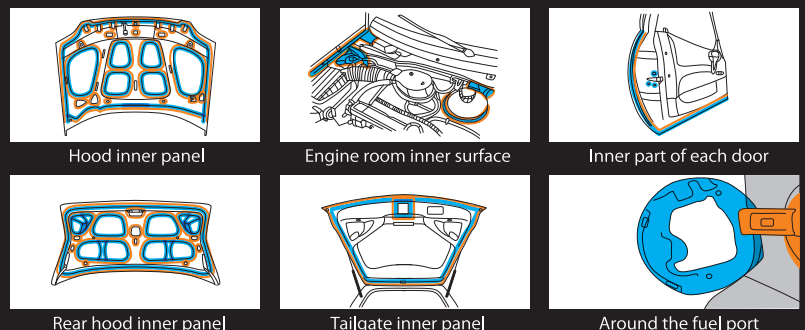


Over time, opening and closing the door may cause the caulking at the bottom of the door's hemming area to deteriorate and crack, allowing rainwater to enter and induce rusting.

Oil-based penetrant can prevent rusting from the inside of the paint, which areas were previously prone to rusting.

water-based sealant "Clear"

oil-based sealant



In addition to Okinawa's original [2-Step Rustproofing], water-based sealant "Clear" is applied to the above areas and combined with oil-based sealant to provide counter measures for harsh environments, evolving into Okinawa's unique [3-Step Rustproofing]



Protecting Your Car with the Finest Rustproofing Recommended for Harsh Salt-damaged Areas



※ 2 types of penetrants • 3 types of sealants, a total of 5 types of anti-corrosion inhibitors, and special tools are used to apply them to invisible areas.


Upper Body (Okinawan Original Superior 3-Step Rustproofing)

Step1 Using special tools to rustproof hood, doors, trunk, engine room, and steel plates seams with "Clear" water-based sealant.

Step2 In Tuff-Kote, oil-based penetrant is sprayed around the inner perimeter of the panels, focusing on the 10cm seam. Then, spray to the entire inner panel (+1 Step).

Step3 By applying oil-based sealant to rust prone areas, such as the seams of steel plates and invisible areas (all areas below the window line), Tuff-Kote has evolved into the 3-Step rustproofing specialized for subtropical Okinawa.

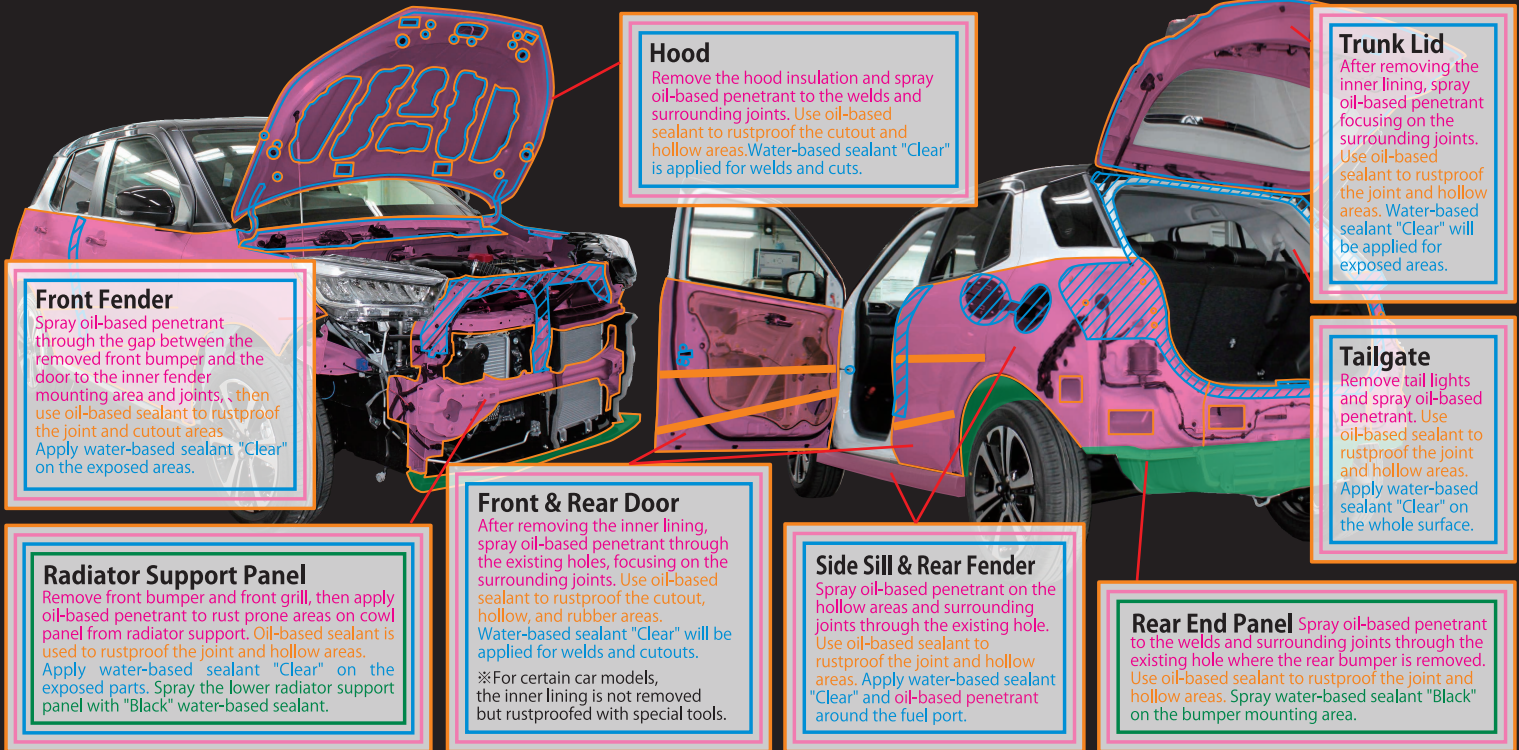
  **Water-based sealant "Clear"** (Exposed Areas • Cutouts • Hinges) ※inconspicuous and not sticky

 **Oil-based penetrant** (Joint Areas • Hollow Areas) ※translucent, sticky, and doesn't dry out

 **Oil-based sealant** (Joint Areas • Hollow Areas) ※beige color and inconspicuous after drying

Tuff-Kote ★★★★★
Recommended for the following

- ✓ Demand the highest quality rustproofing
- ✓ Buyers of commercial vehicle & K-car
- ✓ Enhance quietness and comfort while driving
- ✓ Live in areas adjacent to reefs
- ✓ Keep car in clean condition for over 10 years

Front Fender
Spray oil-based penetrant through the gap between the removed front bumper and the door to the inner fender mounting area and joints, then use oil-based sealant to rustproof the joint and cutout areas. Apply water-based sealant "Clear" on the exposed areas.

Radiator Support Panel
Remove front bumper and front grill, then apply oil-based penetrant to rust prone areas on cowl panel from radiator support. Oil-based sealant is used to rustproof the joint and hollow areas. Apply water-based sealant "Clear" on the exposed parts. Spray the lower radiator support panel with "Black" water-based sealant.

Front & Rear Door
After removing the inner lining, spray oil-based penetrant through the existing holes, focusing on the surrounding joints. Use oil-based sealant to rustproof the cutout, hollow, and rubber areas. Water-based sealant "Clear" will be applied for welds and cutouts.
※For certain car models, the inner lining is not removed but rustproofed with special tools.

Side Sill & Rear Fender
Spray oil-based penetrant on the hollow areas and surrounding joints through the existing hole. Use oil-based sealant to rustproof the joint and hollow areas. Apply water-based sealant "Clear" and oil-based penetrant around the fuel port.

Hood
Remove the hood insulation and spray oil-based penetrant to the welds and surrounding joints. Use oil-based sealant to rustproof the cutout and hollow areas. Water-based sealant "Clear" is applied for welds and cuts.

Trunk Lid
After removing the inner lining, spray oil-based penetrant focusing on the surrounding joints. Use oil-based sealant to rustproof the joint and hollow areas. Water-based sealant "Clear" will be applied for exposed areas.

Tailgate
Remove tail lights and spray oil-based penetrant. Use oil-based sealant to rustproof the joint and hollow areas. Apply water-based sealant "Clear" on the whole surface.

Rear End Panel Spray oil-based penetrant to the welds and surrounding joints through the existing hole where the rear bumper is removed. Use oil-based sealant to rustproof the joint and hollow areas. Spray water-based sealant "Black" on the bumper mounting area.



※ If the hood, front fender, trunk lid, or fuel port cover are made out of plastic, those parts will not be subject to rustproofing.


※ For cars equipped with bumper sensors, millimeter wave radar, autonomous driving sensors, etc., the front and rear bumpers, front grill, headlights, and tail lights may be not removed when rustproofing

Undercarriage

Pollution free oil-based penetrant "Brown" (approx. 0.75 - 1 ℓ) & **Water-based sealant "Black"** (approx. 2 - 3 ℓ) provide effective rust prevention and soundproofing effect

A strong film is formed by applying a water-based nano sealant that will not peel or crack. This formed film is effective even under the severe conditions of use. By applying pollution free oil-based penetrant "Brown" to the hollow areas, invisible areas of undercarriage are completely protected from rust. The formed film is also flexible which provides soundproofing effect by enhancing quietness and reducing noise when driving.

 **Water-based sealant "Black"**
 **Pollution free oil-based penetrant "Brown"**



Remove undercarriage cover and spray "Black" (approx. 2 - 3 ℓ)



Spray "Brown" to the hollow & cutout areas through the existing hole (approx. 0.75 - 1 ℓ)

Up to 10 Year Warranty

- K-Car (CV) : 6 year
- K-Car & Passenger Car (CV) : 8 year
- Passenger Car : 10 year
- ※ Maintenance 3rd • 5th • 7th • 9th Year
- ※ CV = Commercial Vehicle



YourCost ¥

※ For trucks, vans, and RVs, oil-based black rust inhibitors may be used depending on the condition.

Reliable Countermeasure to Prevent Your New Car from Rusting

※ 2 types of penetrants • 3 types of sealants, a total of 5 types of anti-corrosion inhibitors, and special tools are used to apply them to invisible areas.

Upper Body (Okinawan Original Premium 3-Step Rustproofing)

Step1 Using special tools to rustproof hood, doors, trunk, engine room, and steel plates seams with "Clear" water-based sealant.

Step2 In Tuff-Kote Dini, oil-based penetrant is sprayed around the inner perimeter of the panels, focusing on the 10cm seam. Then, spray to the entire inner panel (+1 Step).

Step3 By applying oil-based sealant to rust prone areas, such as the seams of steel plates and invisible areas, Tuff-Kote Dini has evolved into the 3-Step rustproofing specialized for subtropical Okinawa.

Water-based sealant "Clear" (Exposed Areas・Cutouts・Hinges) ※inconspicuous and not sticky

Oil-based penetrant (Joint Areas・Hollow Areas) ※translucent, sticky, and doesn't dry out

Oil-based sealant (Joint Areas・Cutout Areas) ※beige color and inconspicuous after drying

Tuff-Kote Dini ★★ ★

Recommended for the following

- ✓ Tuff-Kote is over budget but flex guard is not sufficient
- ✓ Need a reliable rustproofing for K-Car
- ✓ Buyers of new & ex-demo cars
- ✓ Live in Heavy salt-damage area
- ✓ Use cars for 5 to 10 years



Hood
Remove the hood insulation and spray oil-based penetrant inside the hood from the existing hole to the welds and surrounding joint. Use oil-based sealant to rustproof the cut, joint, and rubber areas that are prone to rust.

Trunk Lid
After removing the inner lining, spray oil-based penetrant focusing on the surrounding joints. Apply oil-based sealant on the rust prone areas such as around the rubbers. Water-based sealant "Clear" will be applied for exposed areas

Tailgate
Remove tail lights and spray oil-based penetrant. Use oil-based sealant to rustproof the joint and cutout areas. Apply water-based sealant "Clear" on the whole surface.

Front Fender
Spray oil-based penetrant through the gap between the removed front bumper and the door to the inner fender mounting area and joints, then use oil-based sealant to rustproof the joint and cutout areas. Apply water-based sealant "Clear" on the exposed areas.

Radiator Support Panel
Remove front bumper and front grill, then apply oil-based penetrant to rust prone areas on cowl panel from radiator support. Oil-based sealant is used to rustproof the joints and cutouts. Apply water-based sealant "Clear" on the exposed parts. Spray the lower radiator support panel with "Black" water-based sealant.

Front & Rear Door
After removing the inner lining, spray oil-based penetrant through the existing hole, focusing on the surrounding joints. Apply oil-based sealant on the rust prone areas such as around the rubbers. Water-based sealant "Clear" will be applied for welds and cutouts
※ For certain car models, the inner lining is not removed but rustproofed with special tools.

Side Sill & Rear Fender
Spray oil-based penetrant on the hollow areas and surrounding joints. Apply water-based sealant "Clear" and oil-based penetrant around the fuel port.

Rear End Panel
Spray oil-based penetrant to the welds and surrounding joints through the existing hole where the rear bumper is removed. Use oil-based sealant to rustproof the joint and cutout areas. Spray water-based sealant "Black" on the bumper mounting area.

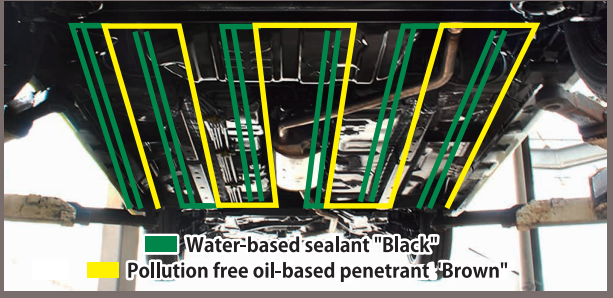
- ※ If the hood, front fender, trunk lid, or fuel port cover are made out of plastic, those parts will not be subject to rustproofing
- ※ For cars equipped with bumper sensors, millimeter wave radar, autonomous driving sensors, etc., the front and rear bumpers, front grill, headlights, and tail lights may be not removed when rustproofing

Undercarriage


Pollution free oil-based penetrant "Brown" (approx. 0.5-0.75 ℓ) & Water-based sealant "Black" (approx. 1.5-2 ℓ) provide effective rust prevention and soundproofing effect

A strong film is formed by applying a water-based nano sealant that will not peel or crack. This formed film is effective even under the severe conditions of use. By applying pollution free oil-based penetrant "Brown" to the hollow areas, invisible areas of undercarriage are completely protected from rust. The formed film is also flexible which provides soundproofing effect by enhancing quietness and reducing noise when driving.

Water-based sealant "Black"
 Pollution free oil-based penetrant "Brown"



Remove undercarriage cover and spray "Black" (approx. 1.5 - 2 ℓ)



Spray "Brown" to the hollow areas through the existing hole (approx. 0.5~0.75 ℓ)

- ※ For trucks, vans, and RVs, oil-based black rust inhibitors may be used depending on the condition.
- ※ When rustproofing with "Clear", a light brown oil-based clear (light beige) rust inhibitor may be used.

Up to 6 Year Warranty

- K-Car (CV) : 4 year
- K-Car & Passenger Car (CV) : 5 year
- Passenger Car : 6 year
- ※ Maintenance 3rd - 5th Year
- ※ CV = Commercial Vehicle

YourCost ¥

New



flex guard

1st Option When You Buying A Car

※ 2 types of penetrants • 3 types of sealants, a total of 5 types of anti-corrosion inhibitors, and special tools are used to apply them to invisible areas.

Upper Body (Okinawan Original Basic 3-Step Rustproofing)

Step1 Using special tools to rustproof doors, trunk, engine room, and steel plates seams with "Clear" water-based sealant

Step2 In flex guard, oil-based penetrant is sprayed around the inner perimeter of the panels, focusing on the 10cm seam

Step3 By applying oil-based sealant to rust prone areas, such as the seams of steel plates and around rubbers, flex guard has evolved into the 3-Step rustproofing which is the special specifications for subtropical Okinawa.


Flex guard ★★

Recommended for the following

- ✓ Want to keep budget as low as possible
- ✓ Require the bare minimum of rustproofing
- ✓ Buyers of used cars
- ✓ Live in salt-damaged area
- ✓ Replacing car in 3-5 years




- Oil-based penetrant** (Joint Areas • Hollow Areas) ※ translucent, sticky, and doesn't dry out
- Oil-based sealant** (Joint Areas • Cutout Areas) ※ beige color and inconspicuous after drying




※ If the hood, front fender, trunk lid, or fuel port cover are made out of plastic, those parts will not be subject to rustproofing.

Undercarriage

Oil-based penetrant "Translucent" (approx. 0.25-0.5 l) & Water-based sealant "Black" (approx. 1-1.5 l) prevent the undercarriage from rusting

A strong film is formed by applying a water-based sealant that will not peel or crack. This formed film is effective even under the severe conditions of use. By applying the oil-based penetrant "Translucent" to the hollow areas, invisible areas of undercarriage are completely protected from rust.




Remove undercarriage cover and spray "Black" (approx. 1-1.5 l)



Spray "Translucent" to the hollow areas through the existing hole (approx. 0.25-0.5 l)

Water-based sealant "Black" (Green)
Oil-based penetrant "Translucent" (Pink)





Including certificate of rustproofing (No warranty)

※ Available for maintenance



YourCost ¥

※ For trucks, vans, and RVs, oil-based black rust inhibitors may be used depending on the condition.

		 		Flex Guard		Tuff-Kote Dini				Tuff-Kote		Maintenance
						Black		Clear		Black		
Manufacturer	Car Model	Warranty Period *Y= Years	None *CV= Commercial Vehicle	K-Car (CV) 4Y CV 5Y	K-Car 5Y Passenger-Car 6Y	K-Car (CV) 4Y CV 5Y	K-Car 5Y Passenger-Car 6Y	K-Car (CV) 6Y CV 8Y	K-Car 8Y Passenger-Car 10Y			
		Maintenance	Possible (Once by the third year)	K-Cars 3rd Y Passenger-Cars 3 · 5th Y	K-Cars 3rd Y Passenger-Cars 3 · 5th Y	K-Cars 3rd · 5th · 7th Y Passenger-Cars 3 · 5 · 7 · 9th Y						
DAIHATSU	Mira e:S · Tocot · Move · Canbus · Cast · Tanto Wake · Copen · Taft		¥ 45,100	¥ 60,500	¥ 68,200	¥ 89,100	¥ 12,100					
	Boon		¥ 49,500	¥ 64,900	¥ 73,700	¥ 96,800	¥ 13,200					
	Hijet · Hijet Truck · Atrai		¥ 49,500	¥ 64,900	—	¥ 96,800	¥ 13,200					
	Bego · Coo · Thor · Rocky · Hijet Dump (Unable to clear)		¥ 51,700	¥ 69,300	¥ 78,100	¥ 102,300	¥ 15,400					
	Mebius · Altis · Gran Max Truck · Cargo (Unable to clear)		¥ 64,900	¥ 81,400	¥ 93,500	¥ 113,300	¥ 17,600					
NISSAN	Days · Rook · Sakura		¥ 45,100	¥ 60,500	¥ 68,200	¥ 89,100	¥ 12,100					
	NT100 (Clipper Truck) · (Clipper Rio)		¥ 49,500	¥ 64,900	—	¥ 96,800	¥ 13,200					
	March		¥ 49,500	¥ 64,900	¥ 73,700	¥ 96,800	¥ 13,200					
	Cube · Note · Juke Tiida · Latio · Wingroad · AD Van · NV100 (Clipper) Dump (Unable to clear)		¥ 51,700	¥ 69,300	¥ 78,100	¥ 102,300	¥ 15,400					
	Leaf · Sylphy · Kicks		¥ 57,200	¥ 75,900	¥ 81,400	¥ 107,800	¥ 16,500					
	Skyline · Teana · Serena · Lafesta · Vanette (NV200) · X-Trail · Fairlady Z		¥ 64,900	¥ 81,400	¥ 93,500	¥ 113,300	¥ 17,600					
	Fuga · GT-R · NV350 (Caravan) · Aria		¥ 71,500	¥ 88,000	¥ 96,800	¥ 126,500	¥ 18,700					
	Cima · Elgrand		¥ 75,900	¥ 93,500	¥ 105,600	¥ 136,400	¥ 19,800					
SUBARU	Pleo · Stella · Chiffon		¥ 45,100	¥ 60,500	¥ 68,200	¥ 89,100	¥ 12,100					
	Sambar Truck · Sambar · Dias Wagon		¥ 49,500	¥ 64,900	—	¥ 96,800	¥ 13,200					
	Impreza · BRZ · DEX · Trezia · Justy · REX · Sambar Dump (Unable to clear)		¥ 51,700	¥ 69,300	¥ 81,400	¥ 102,300	¥ 15,400					
	Legacy · Levorg · XV · WRX · Crosstrek		¥ 59,200	¥ 75,900	¥ 81,400	¥ 107,800	¥ 16,500					
	Forester · Exiga · Outback · Layback		¥ 64,900	¥ 81,400	¥ 93,500	¥ 113,300	¥ 17,600					
SUZUKI	Alto · Wagon R · Specia · Hustler · Lapin		¥ 45,100	¥ 60,500	¥ 68,200	¥ 89,100	¥ 12,100					
	Ignis · Swift		¥ 49,500	¥ 64,900	¥ 73,700	¥ 96,800	¥ 13,200					
	Every · Carry Truck		¥ 49,500	¥ 64,900	—	¥ 96,800	¥ 13,200					
	SX-4 · S-CROSS · Baleno · Solio · Xbee · Jimmy · Jimmy Sierra · Carry Dump (Unable to clear)		¥ 51,700	¥ 69,300	¥ 78,100	¥ 102,300	¥ 15,400					
	Escudo · Fronx · Jimmy nomade		¥ 57,200	¥ 75,900	¥ 81,400	¥ 107,800	¥ 16,500					
	Landy		¥ 64,900	¥ 81,400	¥ 93,500	¥ 113,300	¥ 17,600					
TOYOTA	Pixis Series		¥ 45,100	¥ 60,500	¥ 68,200	¥ 89,100	¥ 12,100					
	Vitz · Passo · Ist · iQ · Yaris		¥ 49,500	¥ 64,900	¥ 73,700	¥ 96,800	¥ 13,200					
	Pixis Truck · Pixis Van		¥ 49,500	¥ 64,900	—	¥ 96,800	¥ 13,200					
	Roomy · Tunk · Fun Cargo · bB · Sparky · Spacio · Porte Ractis · Spade · Aqua · Auris · Corolla Axio Corolla Fielder · 86 · Rush · Raize · Yaris Cross · Pixis Dump (Unable to clear)		¥ 51,700	¥ 69,300	¥ 78,100	¥ 102,300	¥ 15,400					
	Prius · Sienta · Allion · Premio · C-HR		¥ 57,200	¥ 75,900	¥ 81,400	¥ 107,800	¥ 16,500					
	Mark X · Camry · SAI · Avensis · Isis · Wish · Noah Voxy · Esquire · Prius α · Harrier · Town Ace (Unable to clear)		¥ 64,900	¥ 81,400	¥ 93,500	¥ 113,300	¥ 17,600					
	Crown · MIRAI · HiAce · Estima · FJ Cruiser Land Cruiser Prado · Hilux W Cab		¥ 71,500	¥ 88,000	¥ 96,800	¥ 126,500	¥ 18,700					
	Majesta · Vellfire · Alphard Land Cruiser		¥ 75,900	¥ 93,500	¥ 105,600	¥ 136,400	¥ 19,800					
MAZDA	Flair · Carol		¥ 45,100	¥ 60,500	¥ 68,200	¥ 89,100	¥ 12,100					
	Scrum Truck · Scrum Wagon		¥ 49,500	¥ 64,900	—	¥ 96,800	¥ 13,200					
	Mazda 2 · Demio		¥ 49,500	¥ 64,900	¥ 73,700	¥ 96,800	¥ 13,200					
	Axela · Roadster		¥ 51,700	¥ 69,300	¥ 78,100	¥ 102,300	¥ 15,400					
	Mazda 3 · CX-3 · CX-30 · MX-30		¥ 57,200	¥ 75,900	¥ 81,400	¥ 107,800	¥ 16,500					
	CX-5 · Premacy · Biante		¥ 64,900	¥ 81,400	¥ 93,500	¥ 113,300	¥ 17,600					
	CX-60		¥ 71,500	¥ 88,000	¥ 96,800	¥ 126,500	¥ 18,700					
CX-80		¥ 75,900	¥ 93,500	¥ 102,300	¥ 136,400	¥ 19,800						
MITSUBISHI	ek Wagon · i-MiEV · Pajero Mini · Delica mimi		¥ 45,100	¥ 60,500	¥ 68,200	¥ 89,100	¥ 12,100					
	Mirage · Colt		¥ 49,500	¥ 64,900	¥ 73,700	¥ 96,800	¥ 13,200					
	Minicab Truck · Minicab · Town Box		¥ 49,500	¥ 64,900	—	¥ 96,800	¥ 13,200					
	Pajero Short · Delica D2 · Minicab Dump (Unable to clear)		¥ 51,700	¥ 69,300	¥ 78,100	¥ 102,300	¥ 15,400					
	Evolution · Fortis · RVR · Eclipse Cross		¥ 57,200	¥ 75,900	¥ 81,400	¥ 107,800	¥ 16,500					
	Delica D3 · D5 · Delica Van · Outlander		¥ 64,900	¥ 81,400	¥ 93,500	¥ 113,300	¥ 17,600					
	Pajero Long · Triton		¥ 71,500	¥ 88,000	¥ 96,800	¥ 126,500	¥ 18,700					
HONDA	Life · S660 · N-box · N-wgn · N-dne		¥ 45,100	¥ 60,500	¥ 68,200	¥ 89,100	¥ 12,100					
	Acty Truck · Acty · N-van · Vamos		¥ 49,500	¥ 64,900	—	¥ 96,800	¥ 13,200					
	Fit · Grace · CR-Z · Acty Dump (Unable to clear)		¥ 51,700	¥ 69,300	¥ 78,100	¥ 102,300	¥ 15,400					
	Freed · Civic · Vezel · Stream · Shuttle Cross Road · CR-V · Edix · WR-V · ZR-V		¥ 57,200	¥ 75,900	¥ 81,400	¥ 107,800	¥ 16,500					
	Jade · Step Wagon · S2000 · Insprie Accord · Accord Tourer · Insight		¥ 64,900	¥ 81,400	¥ 93,500	¥ 113,300	¥ 17,600					
	Legend · Odyssey		¥ 71,500	¥ 88,000	¥ 96,800	¥ 126,500	¥ 18,700					

※ For commercial vehicles and trucks, Clear Tuff-Kote Dini is not available for the undercarriage. ※ All Prices Include Tax
 ※ For used cars, an additional 5,500 yen will be charged for undercarriage steam cleaning and rust treatment.